

# Mahila Mahavidyalaya, Amravati Analysis of Students Satisfaction Survey Academic Session 2021-2022

1. Objective: - Student Satisfaction is necessary to indicate effectiveness of teaching learning in the institution. Therefore college executes student satisfaction survey in order to elicit student opinion and perspective regarding teaching and learning by providing them questionnaire. The present questionnaire has been designed by IQAC of Mahila Mahavidyalaya to seek feedback from students to upgrade the quality of higher education.

2. Policy: - Present MCQ type questionnaire is in Google form which has been designed to record satisfaction level of students. Students were asked to rank, in order of importance 20 questions ranging from the percentage of syllabus completed in the classes, teacher's preparation for the classroom, teacher's interaction with students in the classroom, field visits and educational visits of students, efforts of teachers to inculcate soft skills and employability skills, output of continuous internal evaluation, fairness of internal evaluation process by the teachers encouragement for extracurricular and co-curricular activities teacher's efforts to identify weaknesses of student and providing solutions to overcome it, percentage of teachers using ICT tools in teaching, covering complete syllabus in the class, institute's interest in promoting internship expected competencies, course outcomes and program outcomes, institution's efforts the monitoring, review and continuous quality improvement of teaching learning process, teacher's use of student centric methods such as experimental learning, participative learning and problem solving methodologies for enhancing learning experiences.

Sample Size: - 247 Students

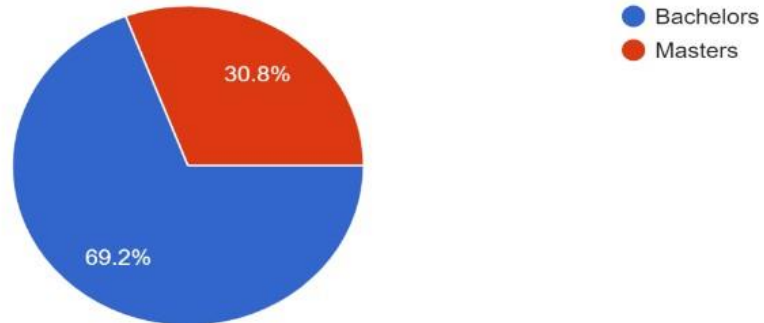
3. Process: - Google forms were distributed to the students with MCQ style questionnaire to record their choices. Students were allotted to parent teachers of appulki project this teacher created group of allotted students and took their zoom meetings to explain the meaning of various parameters. It ensures that the students have understood and are satisfied with the questions appearing in the survey forms The recorded choices are then processed to obtain the feedback Analysis Report.

4. Scale:

Option	Selected Points
A	04 Points
B	03 Points
C	02 Points
D	01 Points
E	00 Points

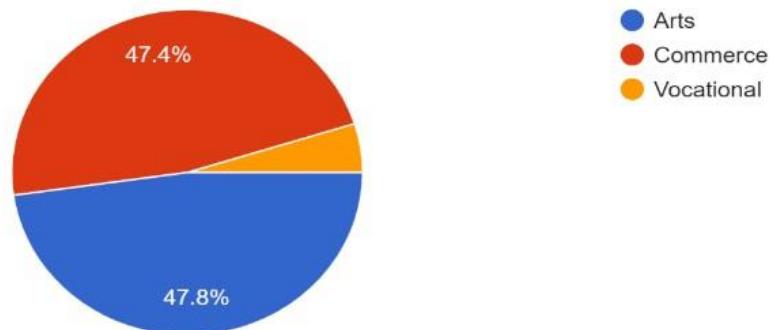
c) Which degree program are you opting now?

247 responses



d) Which program you presently pursuing?

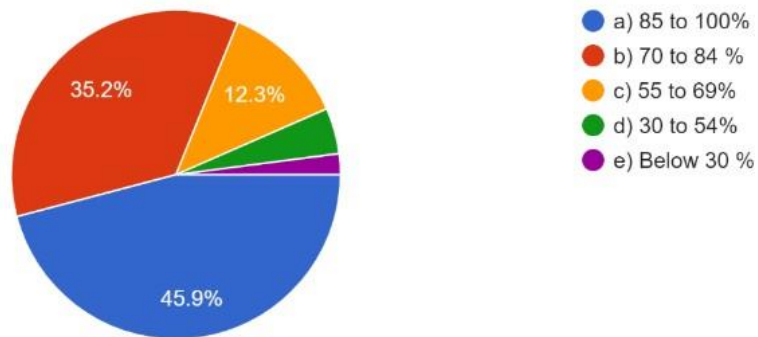
247 responses



## Student satisfaction survey on teaching learning process

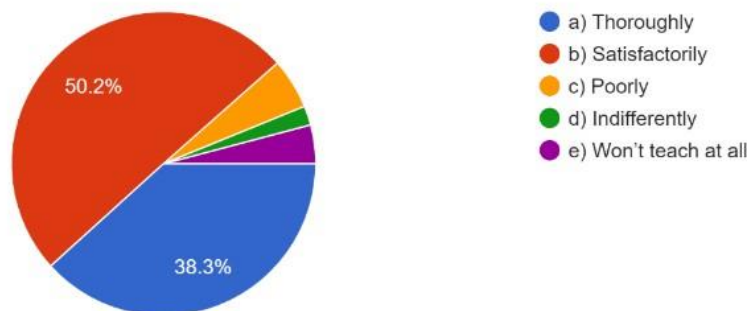
1) How much of the syllabus was covered in the class?

244 responses



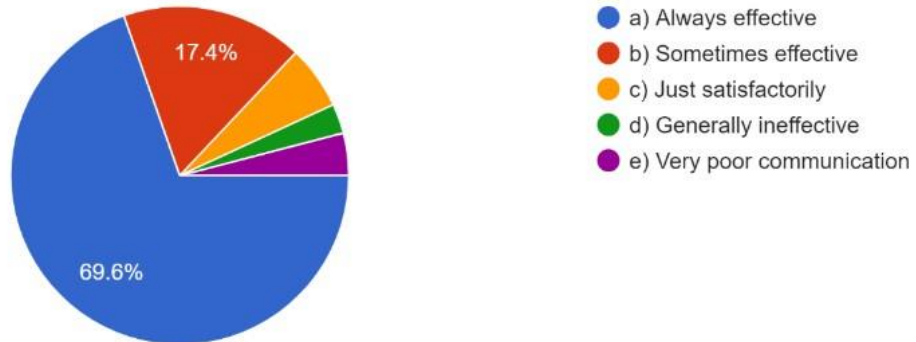
2) How well did the teachers prepare for the classes?

243 responses



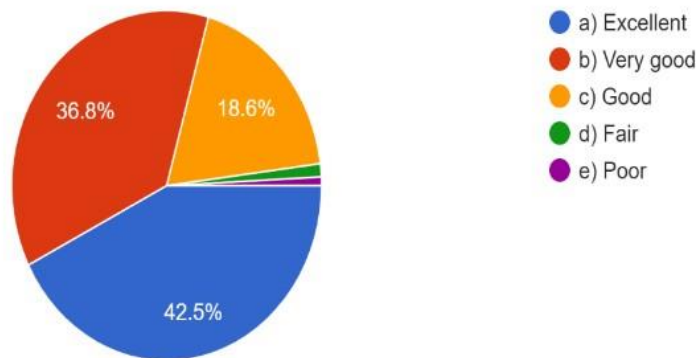
### 3) How well were the teachers able to communicate?

247 responses



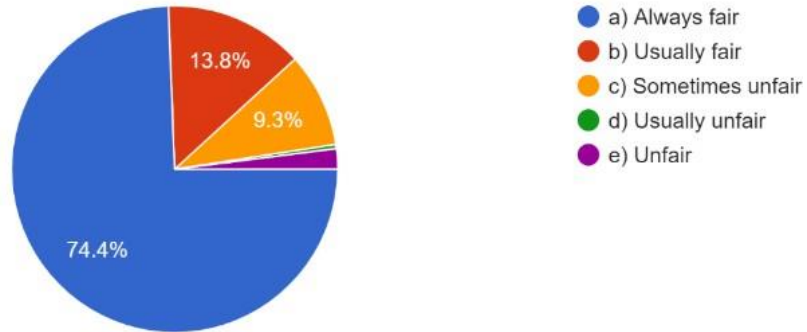
### 4) The teachers approach to teaching can best be described as

247 responses



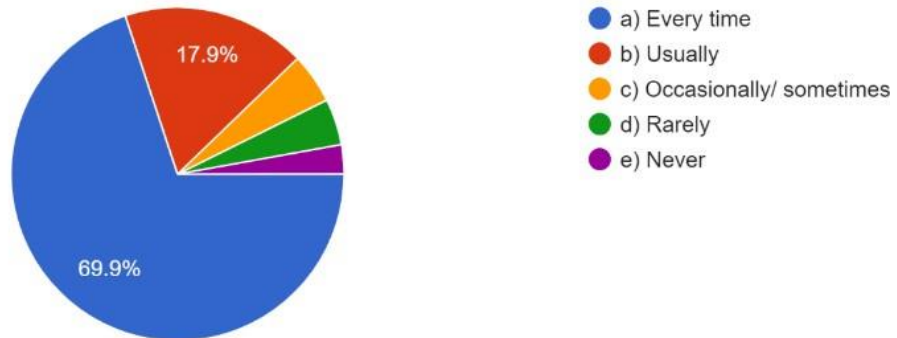
### 5) Fairness of the internal evaluation process by the teachers

246 responses



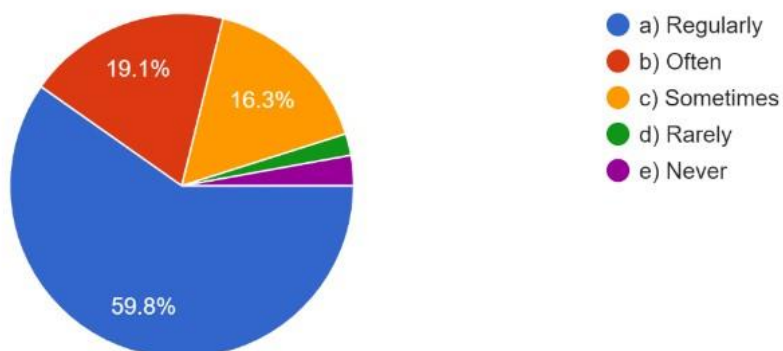
### 6) Was your performance in assignments discussed with you?

246 responses



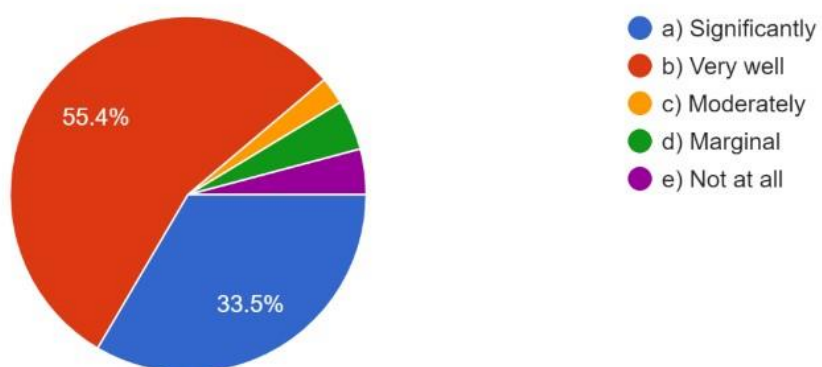
7) Does the institute take active interest in promoting internship, field visit opportunities for students?

246 responses



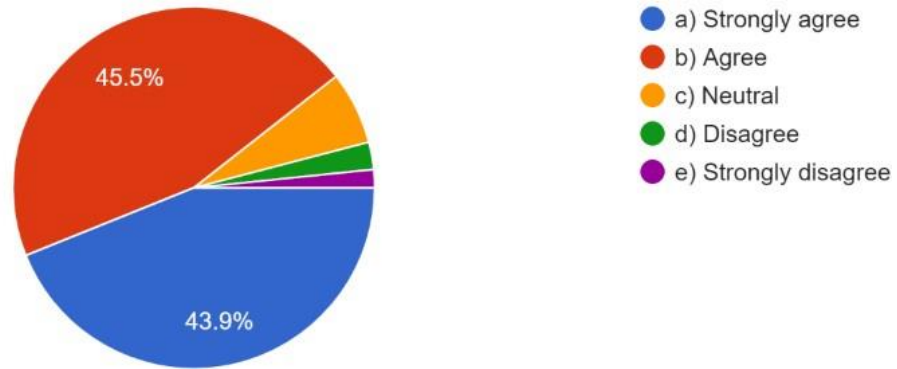
8) How teaching and mentoring process in your institution facilitates you in cognitive, social and emotional growth?

242 responses



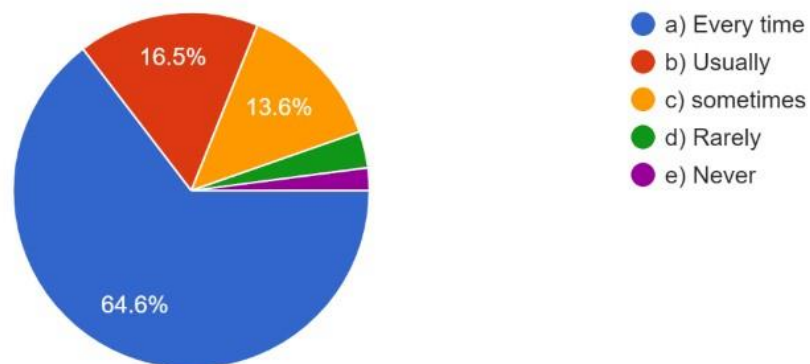
9) The institution provide multiple opportunities to learn and grow.

246 responses



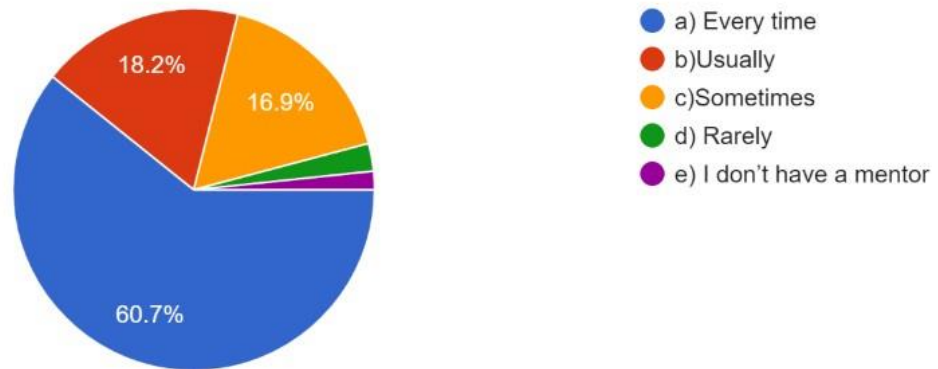
10) Teachers inform you about your expected competencies, course outcomes and program outcomes.

243 responses



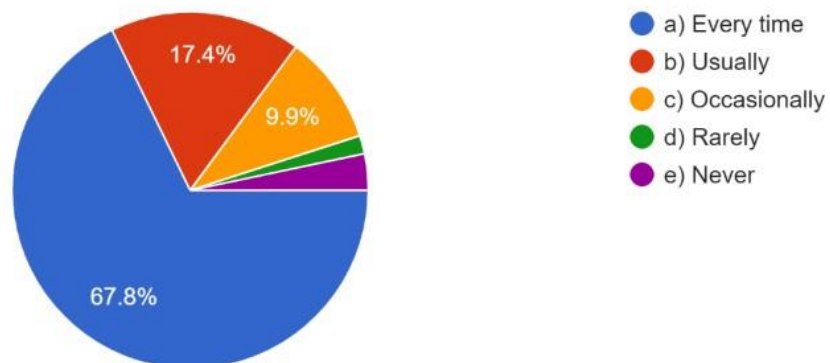
11) Your mentor does a necessary follow-up with an assigned task to you.

242 responses



12) Teachers illustrate the concepts through examples and applications .

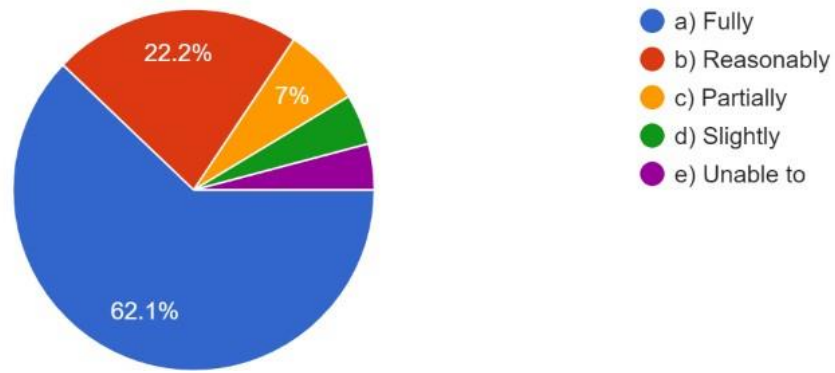
242 responses





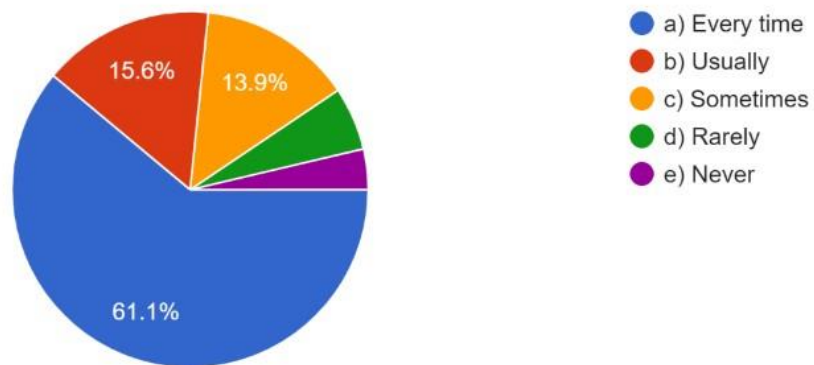
13) How the teachers identify your strengths and encourage you with providing right level of challenges.

243 responses



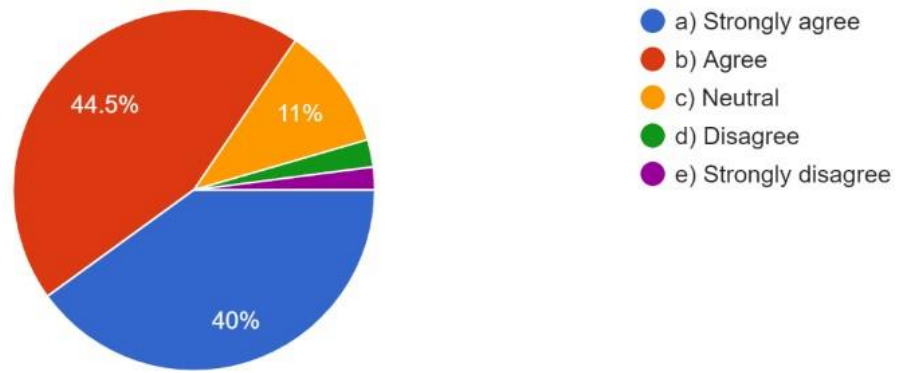
14) How Teachers are able to identify your weaknesses and help you to overcome them?

244 responses



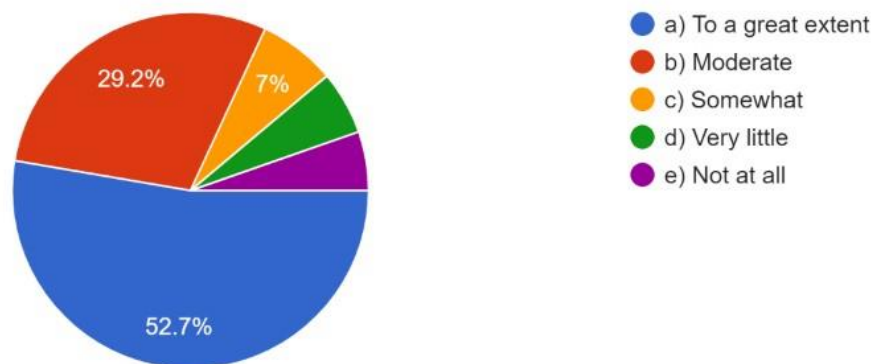
15) The institution makes efforts to engage students in the monitoring review and continuous quality improvement of the teaching learning process.

245 responses



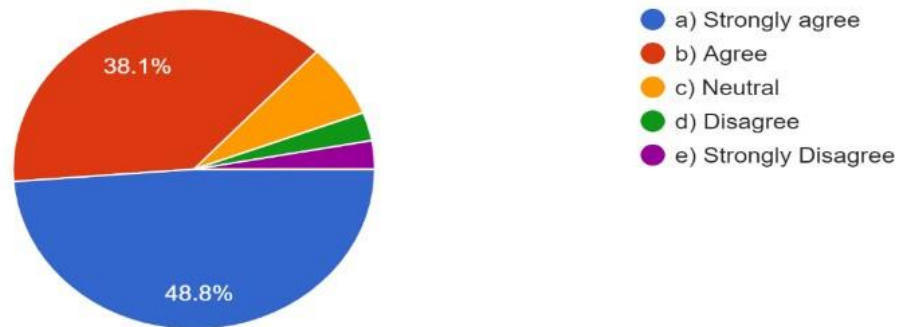
16) The institute / teachers use student centric methods, such as experiential learning, participative learning and problem solving methodologies for enhancing learning experiences.

243 responses



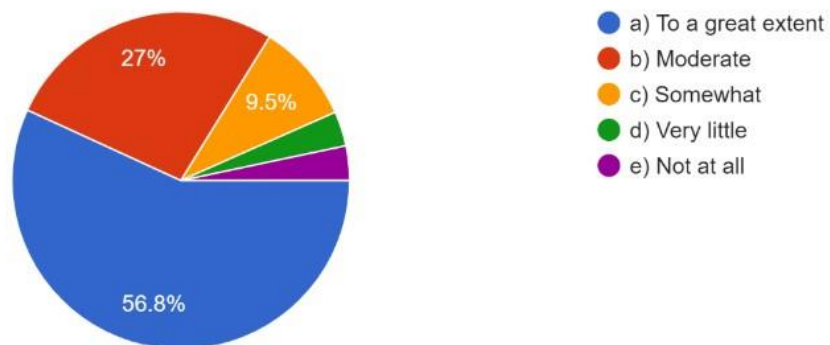
17) Teachers encourage students to participate in extracurricular activities.

244 responses



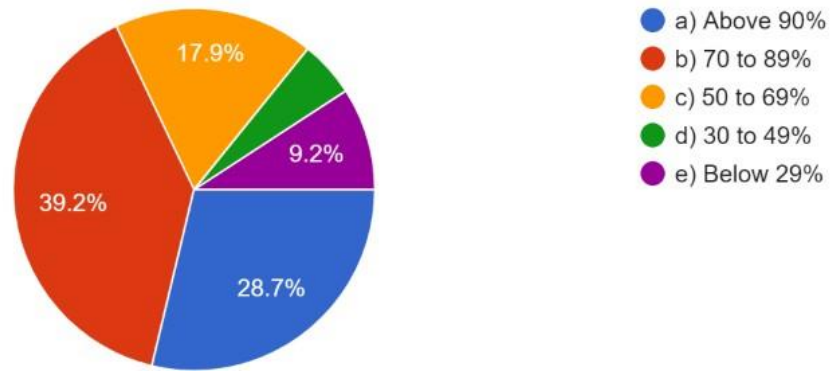
18) Efforts are made by the institute / teachers to inculcate soft skills, life skills and employability skills to make you ready for the world of work.

241 responses



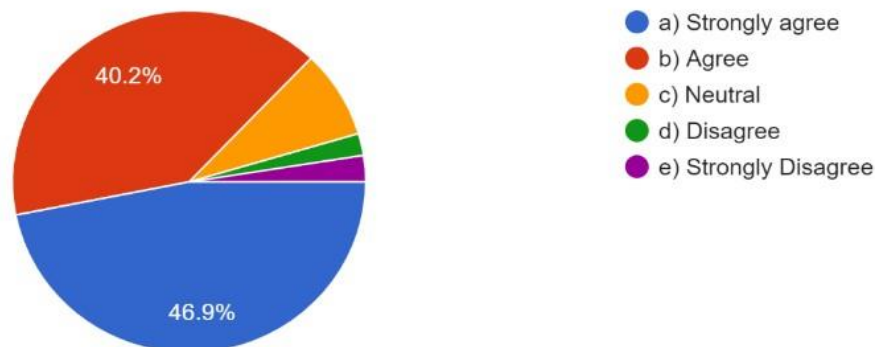
19) What percentage of teachers use ICT tools such as LCD projector, multimedia, etc. while teaching?

240 responses



20) The overall quality of teaching-learning process in your institute is good.

241 responses



**Give three observation / suggestions to improve the overall teaching-learning experience in your institution.**

1. Majority of students demanded more books in library regarding competitive exam.
2. Some student demanded class for foreign languages.
3. Majority of students wanted more space in library.
4. Some of the students demanded program on E-learning.
5. Some of the students demanded program on Soft Skills.

**Action Taken :-**

The Analysis report is forwarded to the principal through IQAC for further action.

  
IQAC Co-ordinator  
Mahila Mahavidyalaya  
Amravati



  
PRINCIPAL  
MAHILA MAHAVIDYALAYA  
AMRAVATI.

